

# VIKING 3350 SERIES

## Auto-Darkening Welding Helmets



Medieval™ K4671-4   Daredevil™ K3683-4   Foose Imposter™ K4181-4   White Tail Camo™ K4412-4   Code Red® K4034-4   Born To Weld™ K3616-4



Jessi vs. The Robot™ K3372-4   Zombie™ K4158-4   3350 All American® K3175-4   Twisted Metal® K3248-4   Hot Rodders™ K4440-4



Terracuda® K3039-4   Motorhead® K3100-4   Mojo® K3101-4   Steampunk™ K3428-4   Polar Arc® K3255-4



Shown:  
Black K3034-4

## KEY FEATURES

The VIKING™ 3350, our top-of-the-line helmet series, is the ultimate blend of optics, comfort & versatility.

### Industry Leading Optics

- Exclusive 4C® Lens Technology
- 1/1/1 Optical Clarity
- 12.5 Sq. In. Auto-Darkening viewing area
- World class technical specifications
- Easy to adjust

### All Day Comfort

- Innovative X6 Headgear™ distributes weight, reduces pressure and optimizes balance

### Versatility

- Low profile external grind control
- Consistent indoor & outdoor performance

Process »  
Stick, TIG, Pulsed TIG, MIG, Pulsed MIG, Flux-Cored, Gouging, Grinding

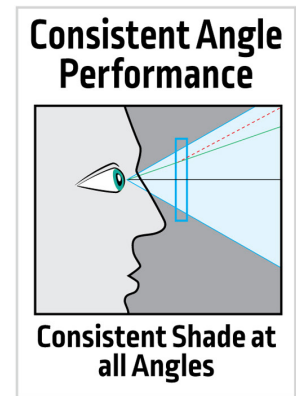




## 4C LENS TECHNOLOGY

Lincoln Electric's proprietary liquid crystal display (LCD) enhances the visible color spectrum of the display. Unlike traditional auto-darkening filters, 4C lens technology broadens the color range & hues which can be seen in both light and dark states. This eliminates imperfections and color saturation to create the clearest view of the base material, arc & puddle, while reducing eye strain.



### 1/1/1 OPTICAL CLARITY



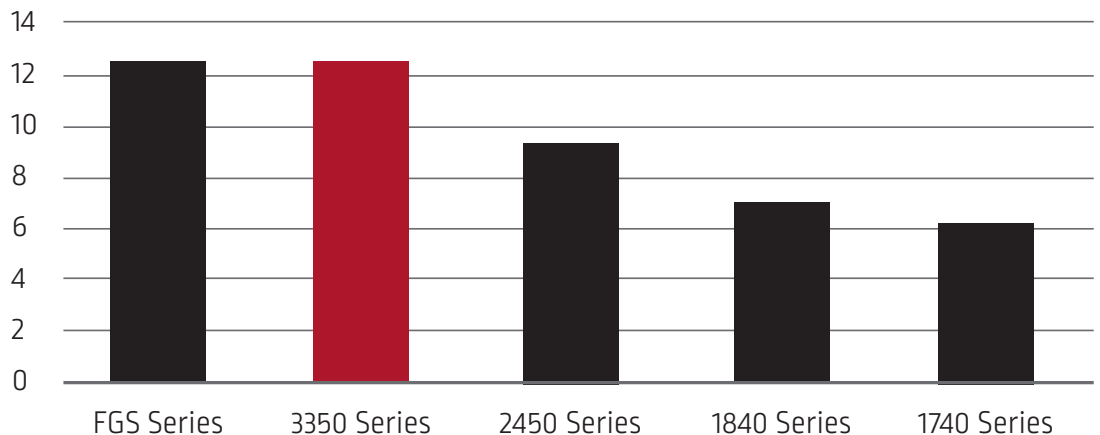
### EXTRA LARGE VIEWING AREA

#### Auto-Darkening Lens Size

While the quality of the auto-darkening lens is critical, the size is also an important attribute to consider.



**12.5**  
Sq. Inches



### Superior Comfort

1. Adjustable, form fitting top head supports distribute weight and optimize balance
2. Orientation adjustment pin for optimal resting position
3. Rotatable front headband for personalized support and fit
4. Innovative and easy to use forward and backward adjustments
5. Strategically positioned rear headband improves balance
6. Unique flexible backpad eliminates common pressure point



### EXTERNAL LOW PROFILE GRIND CONTROL

#### Switching Modes Made Easy

The left side of the helmet features an industrial button which connects to the auto darkening lens. Press and hold for 3 seconds to switch between weld and grind modes.

#### Benefits:

- Increases productivity
- Prevents accidental activation
- Enhanced application versatility



### ADDITIONAL FEATURES

#### Hard Hat Compatible



#### Enhanced Outdoor Performance



#### Cheater Lens Compatible



## REPLACEMENT PARTS

Part Number	Description	Product Type
KP2898-1	Outside Cover Lens - 3350 & 2450 Series	Cover Lenses
KP3044-1	Inside Cover Lens - 3350 Series	
S27978-32	Gasket - Outside Cover Lens Seal - 3350 & 2450 Series	
KP4628-1	Bulk Outside Cover Lens – 3350 & 2450 Series	
KP2930-1	Sweatband - Super Soft Knit Cotton	Sweatband & Headgear
KP4541-1	Soft Cotton Back Pad for X6 Headgear	
KP4470-1	X6 Headgear	
K3908-1	Pivot Headgear	
K4100-1	Traditional Headgear	Hard Hat Adapters
KP3047-1	Hard Hat Adapter - Halo Style	
KP3486-1	Hard Hat Adapter - Slotted Style	
KP3046-XXX	Magnifying Cheater Lenses - 1.00 MAG - 2.50 MAG	Cheater Lenses
KP3045-4	ADF Cartridge - 3350 Series	Auto-Darkening Filter & Parts
KP4562-1	Grind Button Assembly	
KP4491-1	CR 2450 Battery	
S27978-33	ADF Cartridge Holder	
KP4560-1	Glossy Black 2450/3350 Replacement Shell	Replacement Shells
KP4561-1	Matte Black 2450/3350 Replacement Shell	

## PRODUCT SPECIFICATIONS

Product Name	Lens Switching Speed	Variable Shade/Control	Battery Replacement Type	Magnifying "Cheater" Capable Lens	Grind Mode Shade/Control	Light Sensitivity Control	Delay Control Dark to Light (seconds)	Arc Sensors	TIG Amp Rating	Cartridge/View Size in (mm)	Temperature Range °C (°F)	Net Wt. oz (g)
<b>VIKING 3350</b>	1/25,000 seconds	5-13 / Internal	CR2450 Replaceable Battery (Qty. 1)	Yes	3.5/Internal	Continuous	0.1-1.0 Fully Adjustable	4	AC: > 2 Amp  DC: > 2 Amp	<b>Cartridge US:</b> 5.25 x 4.50 (133 x 114)  <b>View:</b> 3.74 x 3.34 (95 x 85)	<b>Operating:</b> -10 to +55 (14 to 131)  <b>Storage:</b> -20 to +70 (-4 to +158)	21 (595)

### CUSTOMER ASSISTANCE POLICY

The business of The Lincoln Electric Company is manufacturing and selling high quality welding equipment, consumables, and cutting equipment. Our challenge is to meet the needs of our customers and to exceed their expectations. On occasion, purchasers may ask Lincoln Electric for information or advice about their use of our products. Our employees respond to inquiries to the best of their ability based on information provided to them by the customers and the knowledge they may have concerning the application. Our employees, however, are not in a position to verify the information provided or to evaluate the engineering requirements for the particular weldment. Accordingly, Lincoln Electric does not warrant or guarantee or assume any liability with respect to such information or advice. Moreover, the provision of such information or advice does not create, expand, or alter any warranty on our products. Any express or implied warranty that might arise from the information or advice, including any implied warranty of merchantability or any warranty of fitness for any customers' particular purpose is specifically disclaimed.

Lincoln Electric is a responsive manufacturer, but the selection and use of specific products sold by Lincoln Electric is solely within the control of, and remains the sole responsibility of the customer. Many variables beyond the control of Lincoln Electric affect the results obtained in applying these types of fabrication methods and service requirements.

Subject to Change – This information is accurate to the best of our knowledge at the time of printing. Please refer to [www.lincolnelectric.com](http://www.lincolnelectric.com) for any updated information.